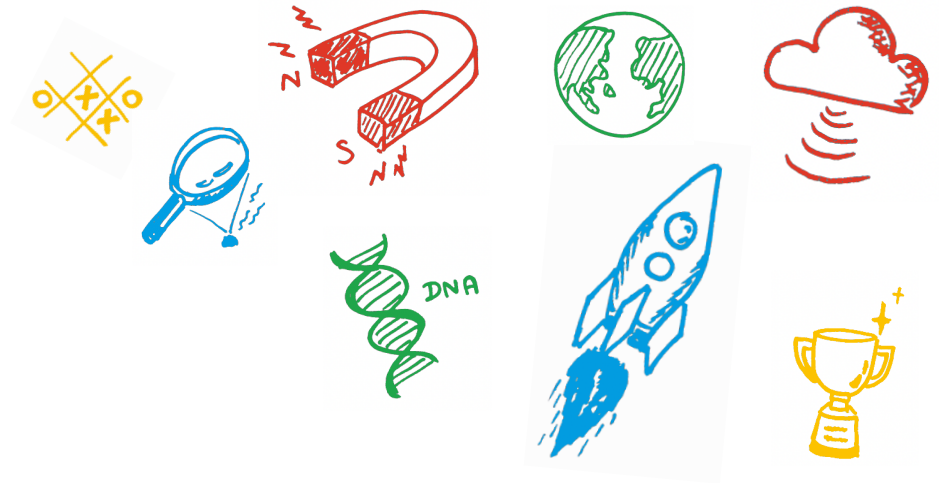




STEM
PUTTING THE **E** IN STEM




Pre-presentation Preparation



STEM
PUTTING THE **E** IN STEM

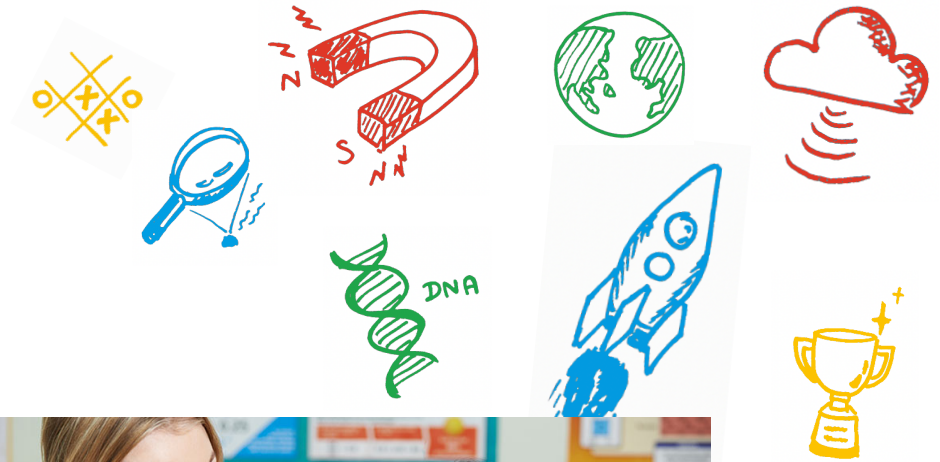
Watch

[This 8-minute video](#) from TED's Chris Anderson - and consider what the 'big idea' is that you're aiming to create in the minds of your audience.





STEM
PUTTING THE **E** IN STEM



Read

[This article](#) from scientist Kerry Evans on how to talk to kids about science







STEM
PUTTING THE **E** IN STEM

Read

The 4-page leave-behind brochure.
<with link when created>






Think

Of your best engineering stories, and what inspired you in high school - if you can weave this in and personalise what you're talking about, the presentation will be all the better for it.



STEM
PUTTING THE **E** IN STEM



Choose

Either the Option A (Simplified) or Option B (Detailed) PowerPoint presentation, depending on your style as a speaker and the kind of notes that you're able to authentically speak with. Option A gives you the outline, Option B is more scripted.